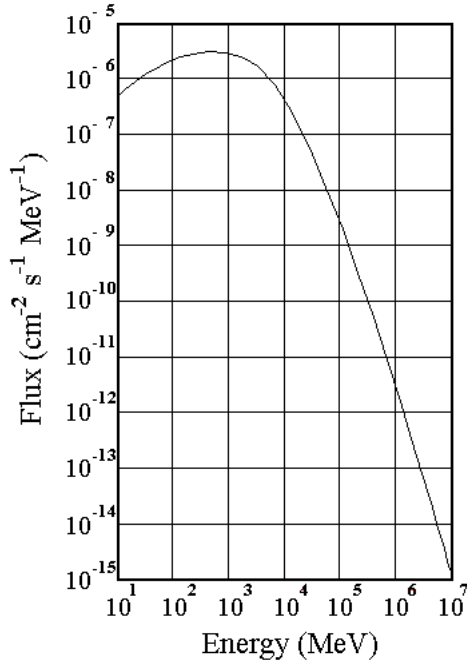


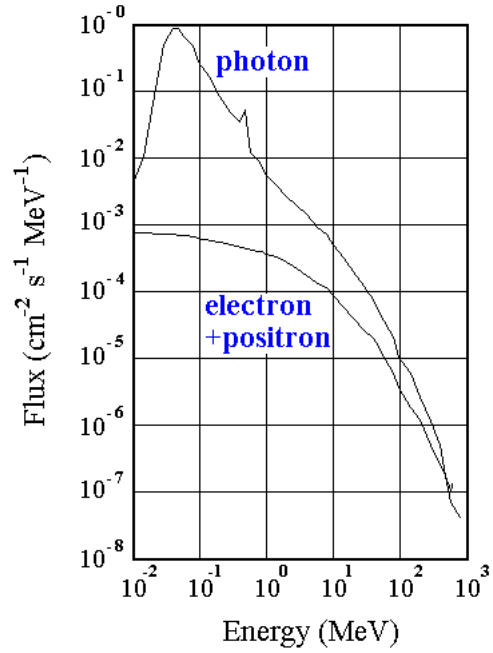
宇宙線のエネルギー分布 Energy distribution of cosmic ray components

Muon flux at sea-level, Nagoya



Minato, S. (1986) Bulk density estimates of buildings using cosmic rays, Applied Radiation and Isotopes, 37: 941-946.

Cosmic-ray soft components at sea-level, Nagoya

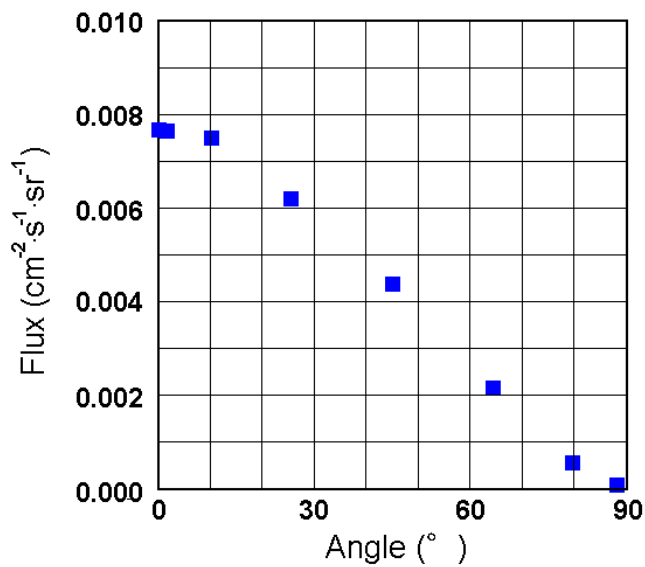


Minato, S. (1986) Bulk density estimates of buildings using cosmic rays, Applied Radiation and Isotopes, 37: 941-946.

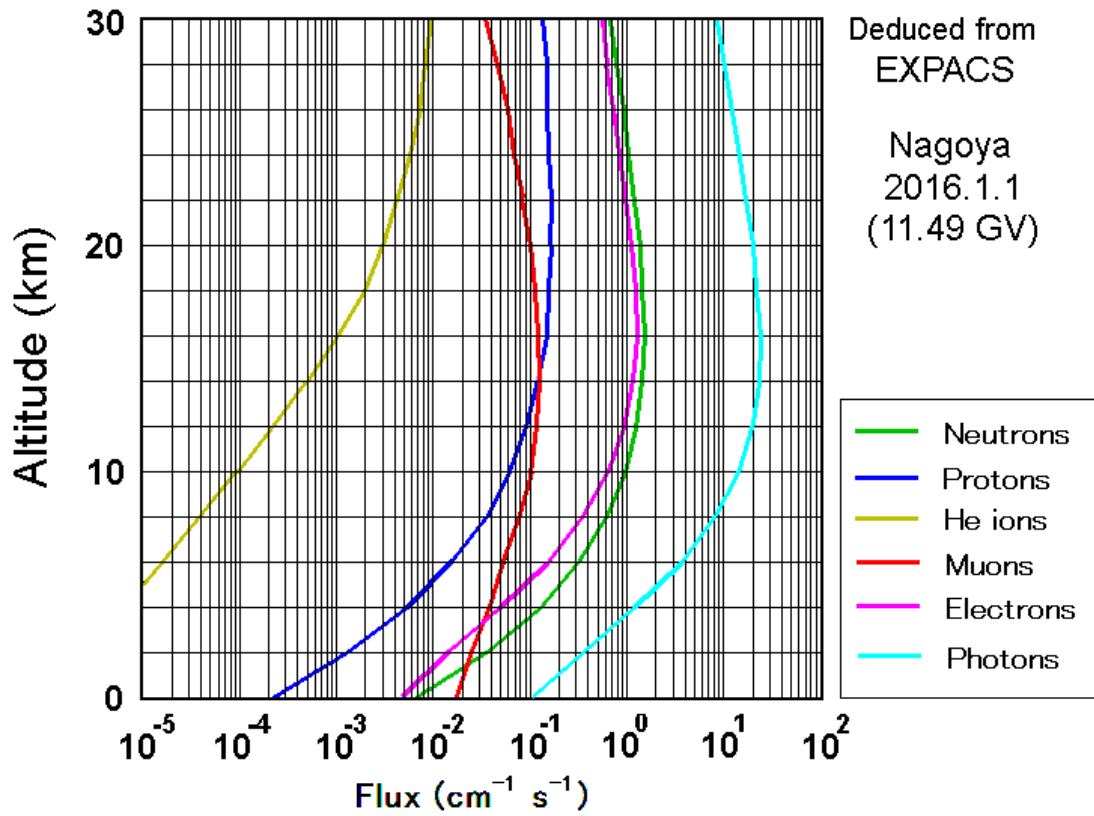
宇宙線硬成分の角度分布 Angular distribution of cosmic ray hard component

Muon flux at sea-level, Nagoya

[O'Brien (1992) Private communication]



宇宙線束の高度分布 Altitude distribution of cosmic ray fluxes



NaI(Tl)シンチレータの宇宙線計数率 NaI(Tl) count rates due to cosmic rays

**Cylindrical and spherical NaI(Tl) count rates
due to cosmic rays
at sea-level in Japan**

Size (inch)	<3MeV (cpm)	>3MeV (cpm)	Total (cpm)
1x1	37	10	47
2 spherical	108	36	144
2x2	162	51	213
3 spherical	253	90	343
3x3	380	128	508